

PORTATONE PSR-3000/PSR-1500[®]

Version 1.80 New Function

Changes from version 1.60 to version 1.80

This supplementary explanation covers new functionality added in version 1.70 and version 1.80.

Version 1.70 adds the capability to view information about Music Finder records.

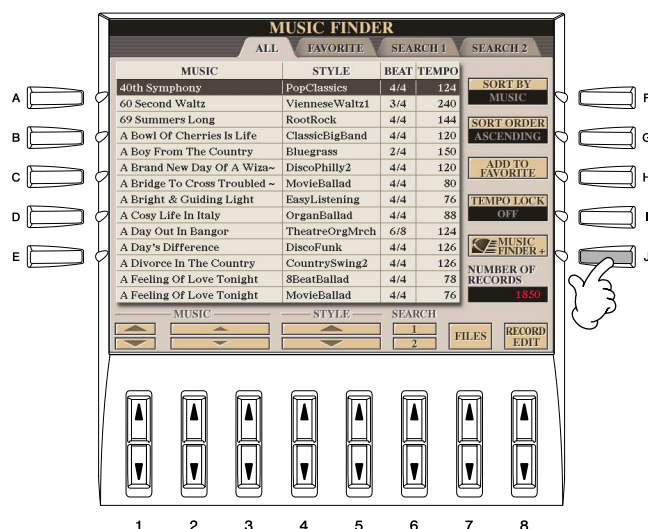
Version 1.80 features a [FILES] button which enables you to open the File selection display directly.

Related changes:

- [MUSIC FINDER +] button has been added
- The layout of the MUSIC FINDER screen has changed

Viewing information about Music Finder records

- 1 Press the [MUSIC FINDER] button to access the MUSIC FINDER screen, and use the [1▲▼]–[5▲▼] buttons in the screen to select the record for which you want to view information on the Web. You can also use the [DATA ENTRY] dial to make a selection. After using the dial to make a selection, press [ENTER].
- 2 Make sure that you're connected to the Internet, and press the [MUSIC FINDER +] button to open the Web page.



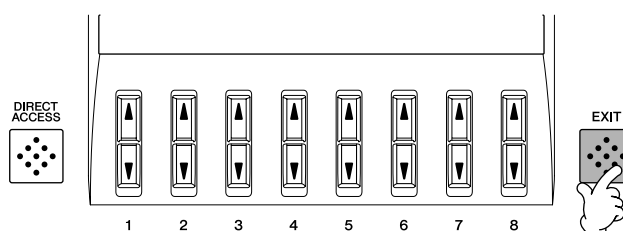
A page will appear showing additional record-related information for the item you selected in the Music Finder. For more details about this service, refer to the following website.

<http://music.yamaha.com/idc>

Buttons added in this new version

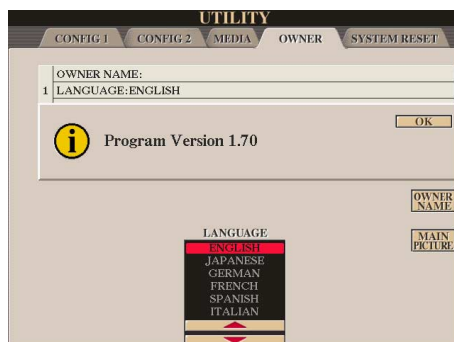
- Added button : [MUSIC FINDER+] button, [FILES] button
Moved buttons : [SEARCH 1] / [SEARCH 2] button, [TEMPO LOCK] button

- 3 Press the [EXIT] button to exit the browser screen and return to the MUSIC FINDER screen.



How to check the version

- 1** Call up the operation display.
[FUNCTION] → [I] UTILITY → TAB [◀][▶]OWNER
- 2** Press and hold the [I] button until version number is shown.



- Please check the following website for details on how to update.
<http://music.yamaha.com/services/idc/updates.html>

All illustrations and screens shown in this document are for explanatory purposes, and may differ from what you actually see.